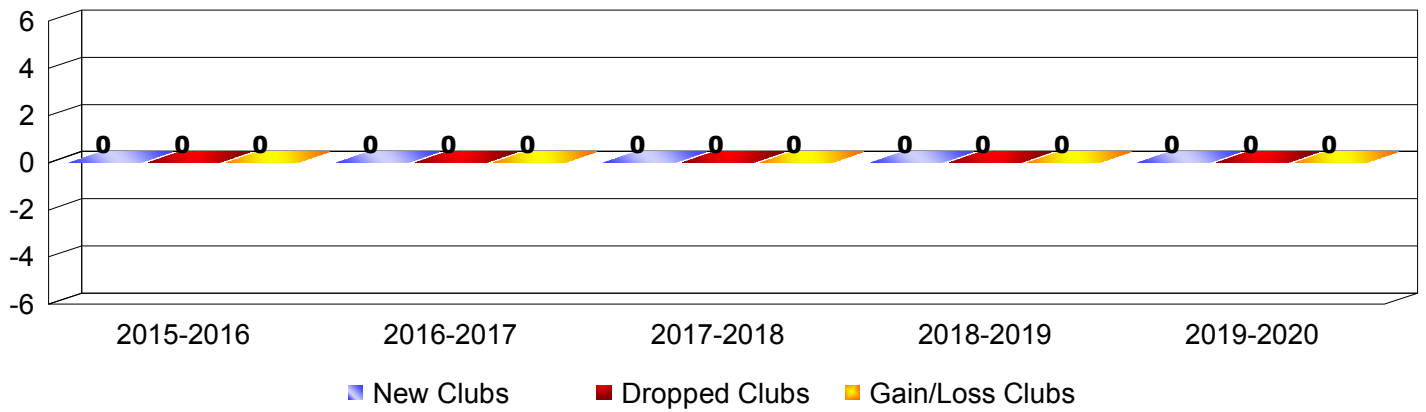
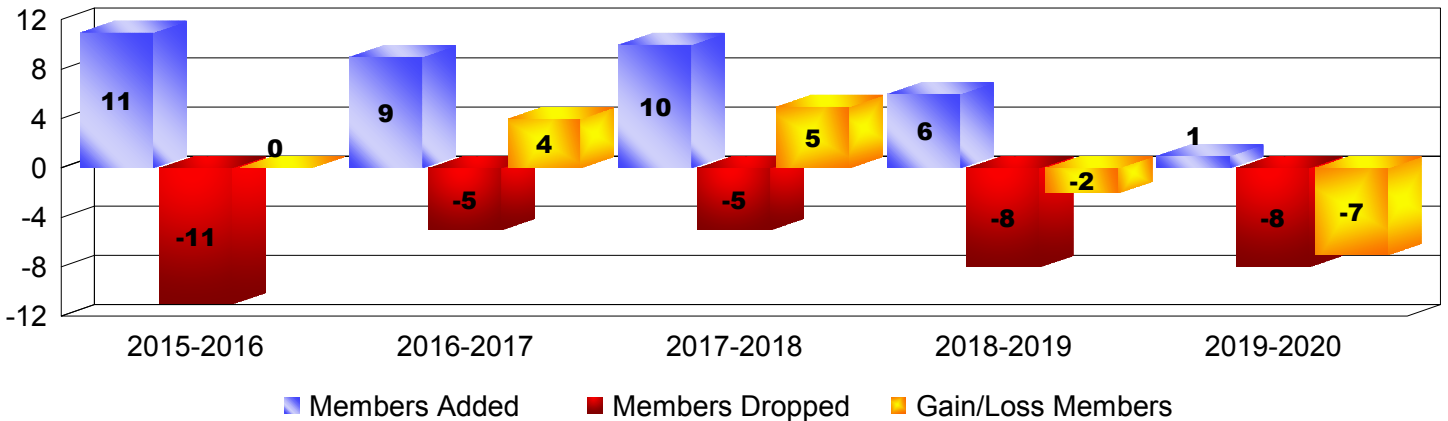


Year	New Clubs	Dropped Clubs	Gain/ Loss Clubs	New Members	Charter Members	Reinstate Members	Transfer Members	Total Member Added	Total Members Dropped	Gain/ Loss Members
2015-2016	0	0	0	4	0	0	1	5	-7	-2
2015-2016	0	0	0	5	0	0	1	6	-4	2
2016-2017	0	0	0	6	0	1	0	7	-2	5
2016-2017	0	0	0	2	0	0	0	2	-3	-1
2017-2018	0	0	0	2	0	1	0	3	-2	1
2017-2018	0	0	0	3	1	0	3	7	-3	4
2018-2019	0	0	0	2	0	1	0	3	-7	-4
2018-2019	0	0	0	3	0	0	0	3	-1	2
2019-2020	0	0	0	0	0	0	0	0	-6	-6
2019-2020	0	0	0	0	0	0	1	1	-2	-1
Average	0	0	0	3	0	0	1	4	-4	0

Clubs

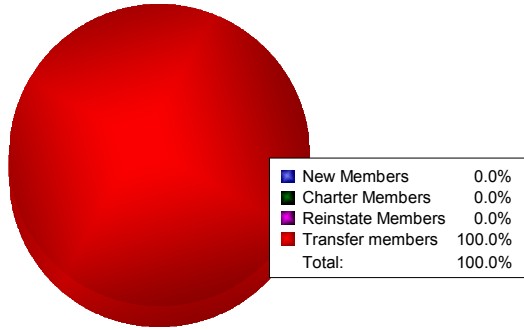


Members



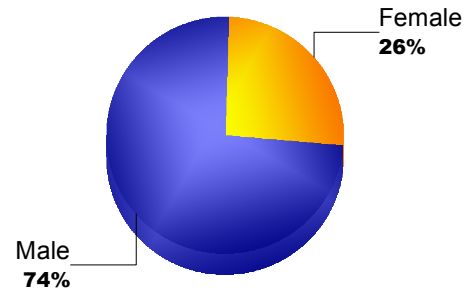
Membership Composition

December 2019 Cumulative



Gender Comparison

December 2019 Cumulative



Year	New Clubs	Dropped Clubs	Gain/ Loss Clubs	New Members	Charter Members	Reinstate Members	Transfer Members	Total Member Added	Total Members Dropped	Gain/ Loss Members
2015-2016	2	-3	-1	132	47	24	19	222	-305	-83
2016-2017	3	0	3	185	99	13	7	304	-214	90
2017-2018	1	-7	-6	147	43	5	14	209	-380	-171
2018-2019	1	-1	0	158	23	8	13	202	-211	-9
2019-2020	0	-2	-2	57	0	1	2	60	-101	-41
Average	1	-3	-1	136	42	10	11	199	-242	-43

